

# **User Manual**

**(Version 1.0)**

# **Rohtang Pass Permit MIS**

**Tourism Development Council**

**Manali (H.P.)**

**Table of Contents**

- 1. Introduction.....- 1 -
- 2. How to apply for the permit.....- 1 -
- 3. To reprint a generated permit.....- 5 -
- 4. To check the validity of permit.....- 5 -
- 5. Do's and Don'ts .....- 6 -

## 1. Introduction

The web application is a simple interface to apply and generate the Tourism permits to go to Rohtang. The detail of such permit is under:-

### i. Permit to Visit Rohtang

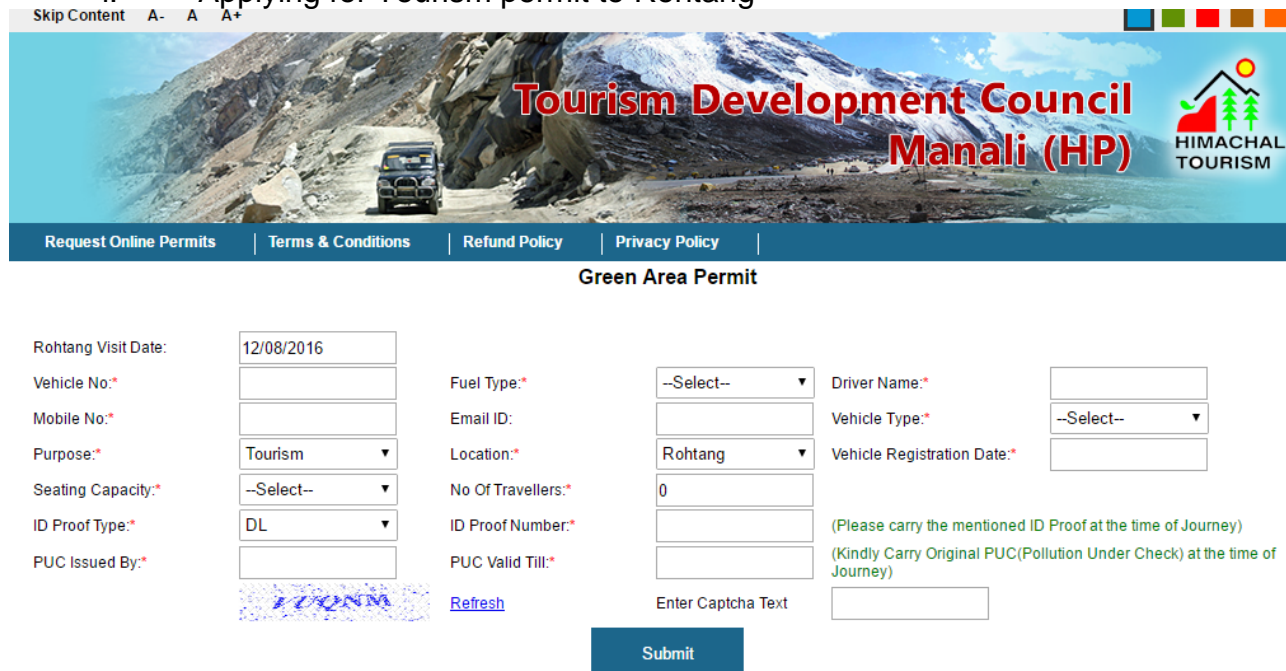
All the travelers who are desired to visit the Rohtang for Tourism purpose are issued with such permit. This type of permits are issued daily and can be applied in advance to plan your journey to visit Manali and Rohtang. This type of permit is issued as for a Vehicle once in a day.

The permits issues are duly verified by the authority at various check points on the way to Rohtang and beyond Rohtang. The failure or illegal practice may attract legal action against the wrong doers. The permit issued are quota based and are issued on first come first serve bases.

## 2. How to apply for the permit

### i. Applying for Tourism permit to Rohtang

Skip Content A- A A+



**Tourism Development Council  
Manali (HP)**

Request Online Permits | Terms & Conditions | Refund Policy | Privacy Policy

**Green Area Permit**

Rohtang Visit Date:

Vehicle No.\*:

Mobile No.\*:

Purpose.\*:

Seating Capacity.\*:

ID Proof Type.\*:

PUC Issued By.\*:

Fuel Type.\*:

Email ID:

Location.\*:

No Of Travellers.\*:

ID Proof Number.\*:

PUC Valid Till.\*:

Driver Name.\*:

Vehicle Type.\*:

Vehicle Registration Date.\*:

(Please carry the mentioned ID Proof at the time of Journey)  
(Kindly Carry Original PUC(Pollution Under Check) at the time of Journey)

Enter Captcha Text:

[Refresh](#)

Disclaimer : Content on this website is published and managed by the District Administration Kullu (H.P)  
For any query regarding this website, please contact the Web Information Manager, Office of Deputy Commissioner Kullu (H.P), dc-kul-hp@nic.in  
Designed, Developed and Hosted by NIC Himachal Pradesh

To apply for the Tourism permit for Rohtang traveler has to follow following steps:-

### a. Choose the Permit Date

First thing is to choose the date for which the permit is applied for after clicking on the Change permit date.

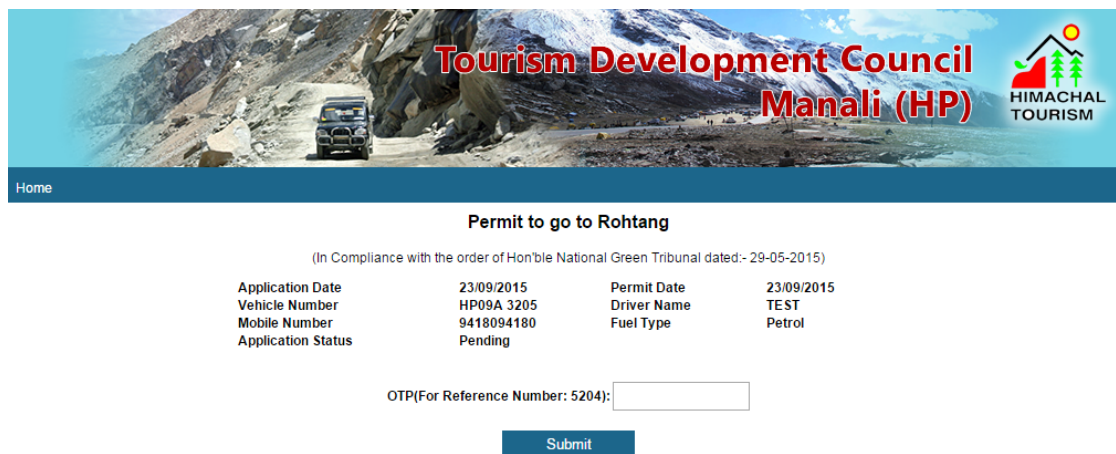
b. Add the following details in the form:-

- i. Vehicle Number
- ii. Vehicle Registration Date (It should not more then ten years from date of applying)
- iii. Driver Name
- iv. Mobile Number (The OTP for successful generation of permit and permit sms is sent on this number)
- v. Email Id (Is supplied an email with OTP and permit details are sent on this email address)
- vi. Purpose (Tourism in this case)
- vii. Vehicle Type (Car, Jeep, Truck etc)
- viii. Fuel Type (Diesel, Petrol)
- ix. Location (Rohtang in this case)
- x. Vehicle Category (Taxi, HRTC, Official etc)
- xi. Seating Capacity (Less then 5 and More then 5)
- xii. No of Travellers
- xiii. Id Proof
- xiv. Id Proof number
- xv. PUC Issuing Authority Name
- xvi. PUC Validity Date.
- xvii. Captcha text


All the fields marked with (\*) are mandatory.

c. After filling up the details the user has to submit the form.

d. After submitting the form the user has to enter the OTP sent on given mobile/email address in the following screen



**Tourism Development Council  
Manali (HP)**



Home

**Permit to go to Rohtang**

(In Compliance with the order of Hon'ble National Green Tribunal dated:- 29-05-2015)

Application Date	23/09/2015	Permit Date	23/09/2015
Vehicle Number	HP09A 3205	Driver Name	TEST
Mobile Number	9418094180	Fuel Type	Petrol
Application Status	Pending		

OTP(For Reference Number: 5204):

g. After entering the valid OTP the flow is redirected for payment of fees/charge at Payment Gateway

**TRANSPORT DEPARTMENT HIMACHAL PRADESH**

Reference No : 201605124  
Amount : 550.00

CARDS
NET BANKING





Pay using

*For Maestro cards, please enter Expiry Date and CVV no. if available or else ignore and proceed.*


Credit card

Select Credit Card Option : HDFC CreditCardGateWay




PAY NOW  
[Cancel](#)



Powered by



Your transaction is processed through a secure 2048 bit https internet connection based on secure socket layer technology. For security purposes, your following details have been logged.  
IP address 164.100.150.213 and access time Thu May 12 10:29:52 IST 2016.

Merchant Name : **TRANSPORT DEPARTMENT HIMACHAL PRADESH** Amount : 550.00

Pay By Using  

Enter your credit card details to complete the transaction:

(For Maestro cards, please enter Expiry Date and CVV2/CVC2 no. if available or else ignore and proceed.)

Card Number \* :

Name as per card \* :



Expiry Date \* : 12 / 2016

CVV2 No./CVC2 No. \* :

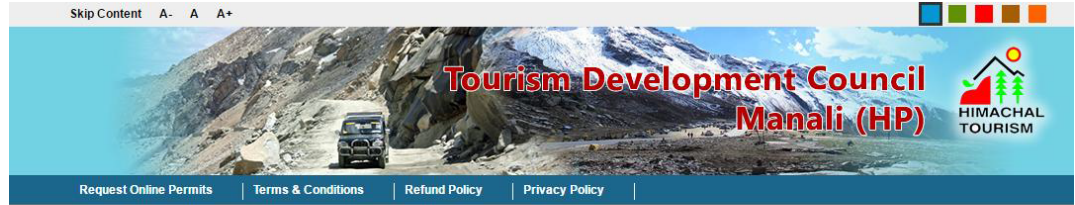
Enter 3 digit no. printed on back of your card

Pay Now
[Cancel](#)

Note: Fields marked as (\*) are mandatory.

- h. After make the successful payment the user is redirected to print permit screen from here the user can take print out of the permit issued.



**Tourism Permit to go to Rohtang**

(In Compliance with the order of Hon'ble National Green Tribunal dated:- 29-05-2015)

Permit Number	TM201605124	Permit Date	12/05/2016
Application Date	12/05/2016	Driver Name	ASHISH
Vehicle Number	HP09A 3205	Mobile Number	9418028002 (Permit SMS has been sent on this number.)
Fuel Type	Petrol	Application Status	Approved

Type of Fees	Permit Applied	Amount	Validity
Permit Fee :	Yes	500	12/05/2016
Congestion Charges:	Yes	50	12/05/2016
<b>Total Amount:</b>		<b>550</b>	

[Print Permit](#)

**Note:-**The vehicles violating the directions issued by the District Magistrate, Kullu shall be challaned.

Disclaimer : Content on this website is published and managed by the District Administration Kullu (H.P.) For any query regarding this website, please contact the Web Information Manager, Office of Deputy Commissioner Kullu (H.P.), dc-kul-hp@nic.in Designed, Developed and Hosted by NIC Himachal Pradesh

i. The sample copy of the permit is as under.

**Transport Department Himachal Pradesh**

**Tourism Permit to go to Rohtang**

(In Compliance with the order of Hon'ble National Green Tribunal dated:- 15-12-2015)

Permit Number	TM201607291
Application Date	27/07/2016
Permit Date	29/07/2016
Vehicle Number	HP01K 7012
Driver Name	SONU
Mobile Number (Permit SMS has been sent on this number.)	9805055971
Fuel Type	Diesel
ID Proof	DL - 119759

Permit Details:			
Type of Fees	Permit Applied	Amount	Validity
Permit Fee:	Yes	500	29/07/2016

**Note:-**

- The vehicles violating the directions issued by the District Magistrate, Kullu shall be challaned.

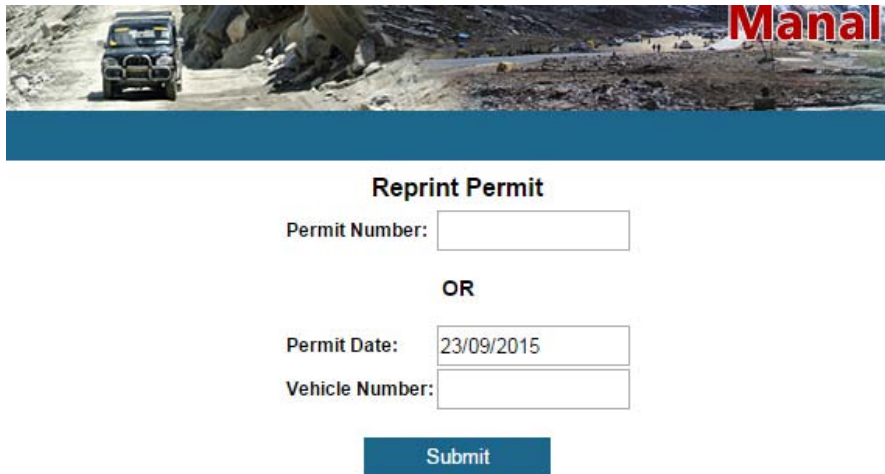


**Tourism Development Council(H.P.)**

Permit Number	TM201607291
Application Date	27/07/2016
Permit Date	29/07/2016
Vehicle Number	HP01K 7012
Driver Name	SONU
Mobile Number (Permit SMS has been sent on this number.)	9805055971
Fuel Type	Diesel
ID Proof	DL - 119759

### 3. To reprint a generated permit

In case the permit generated is to be reprinted the user has to use the third link on the home screen. Here user has to enter either Permit Number or the combination of permit date and the vehicle registration number in the following screen:-



**Reprint Permit**

Permit Number:

OR

Permit Date:

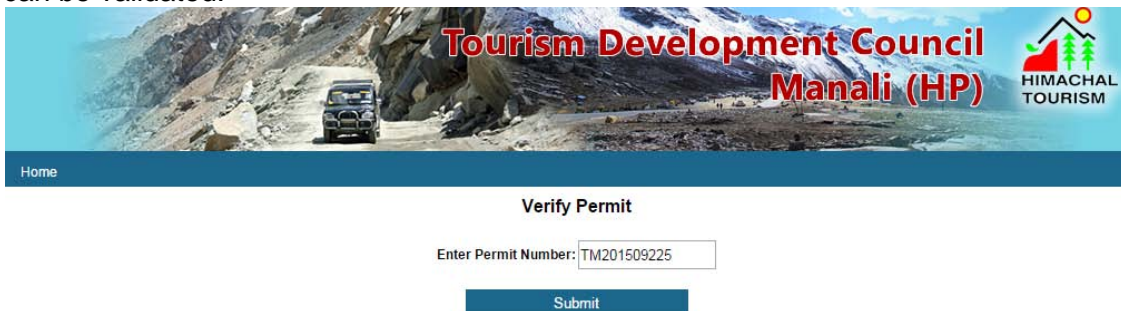
Vehicle Number:

**Submit**

After submitting the form the permit detail screen is displayed and permit can be printed from the print link on the top of the screen.

### 4. To check the validity of permit

The permits validity can be checked at any instance of time. This can be done by entering the permit number in the following screen and after submitting the same permit can be validated.



**Verify Permit**

Enter Permit Number:

**Submit**

## **5. Do's and Don'ts**

The Web application caters the needs of mainly two type of users one is the user who is interested in visiting Rohtang for tourism purpose and another type of user is the one who is interested in the places beyond Rohtang (like Leh Keylong etc.). So in the same manner there are two types of permits issued by this web interface.